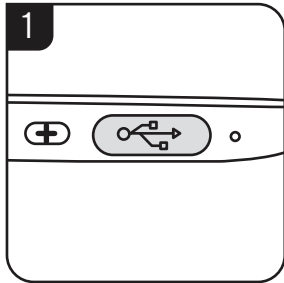


HeadBones X



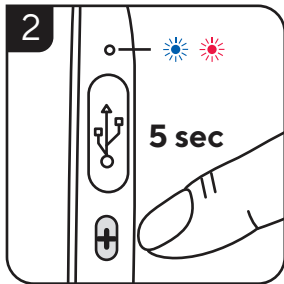
USER GUIDE

Settings



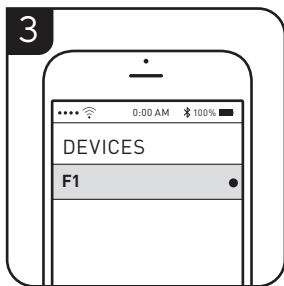
Charge

Charge the headphones with the included MicroUSB charging cable. The LED indicator will turn blue from red when charging is complete.



Pair

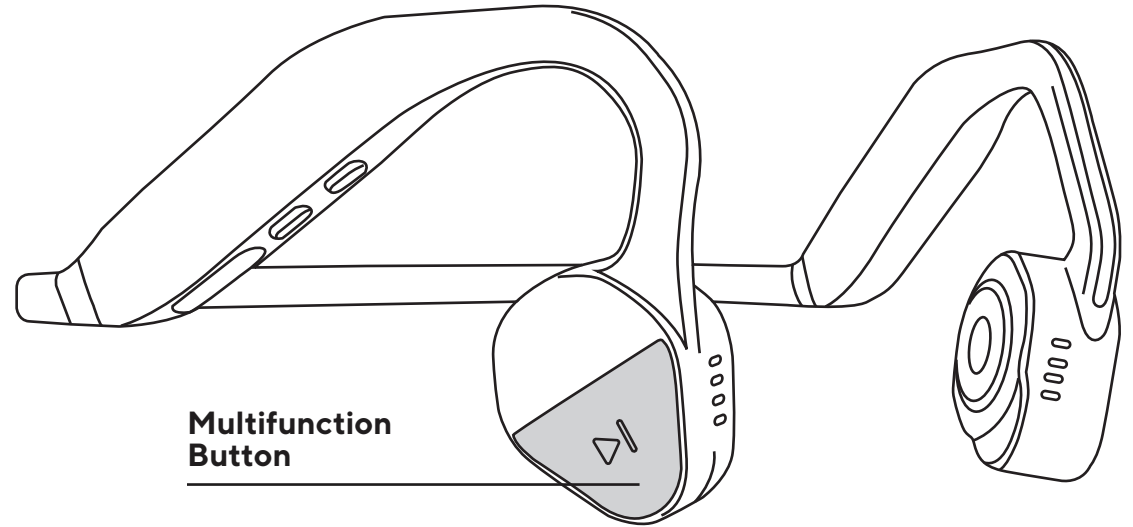
While switched off, press and hold the power button for 5 seconds to enter pairing mode, the LED indicator will flash blue and red repeatedly while in discovery.



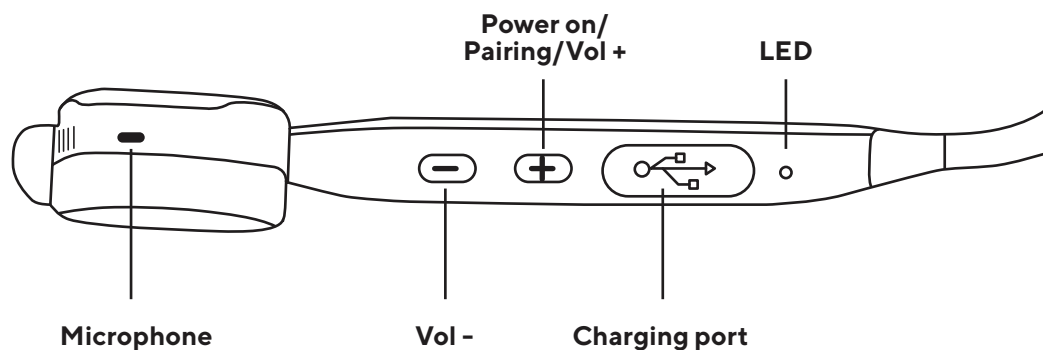
Connect






In pairing mode, enable the Bluetooth settings in your device and select "F1", it will be connected with in seconds and there is a voice prompt by the word "connected".

Multifunction Button













	Function	Action	Prompt voice
	Play/pause music	Click once	None
	Skip to next song	Double-click while music is playing	None
	Answer/end call	Click once	One beep
	Reject a call	Press and hold for 3 seconds	One beep
	Restore to factory settings	Press and hold both volume down button and multifunction button	Two beeps



Function	Action	Prompt voice
 Power on/off	Press and hold power button for 3 seconds	Power on or Power off
 Increase volume	Click the volume up button to adjust volume	Single beep at maximum
 Decrease volume	Click the volume down button to adjust volume	Single beep at minimum
 Enter pairing mode	With the headset switched off press and hold the volume up button until the LED flashes red and blue alternately	Pairing
 Factory Reset	Power on. Press and hold the multifunction, volume - volume + buttons simultaneously for 3 seconds	Double Beep

LED indicator

Status	LED display
Charging	 Solid red
Charging complete	 Solid blue
Power on	 Flash blue once
Power off	 Flash red once
Pairing mode	 Flash red and blue
Pairing complete	 Flash blue slowly
Unpaired	 Flash red slowly
Playing music	 Breathing blue
Incoming call	 Solid blue
Low battery	 Flash red slowly

Storage and maintenance

- Always store the headset in cool and dry place. Normal working temperatures are 0-45°C (32-113°F). Working in cold/hot environment or highly humid area may reduce the life of battery.
- After long periods of no use please charge the headphones before using again.
- The headset is water resistant, but are NOT waterproof, please DO NOT submerge the headphone in water.
- Clean the headset with a soft and dry cloth.
- Ensure the charging port is dry before charging. Do not charge immediately after exercising as sweat may have entered the headset around the charging port. This could lead to damage of the headset.