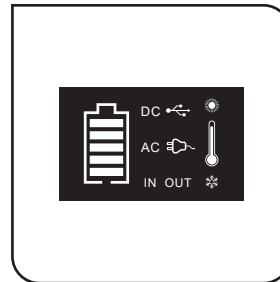


Button operation

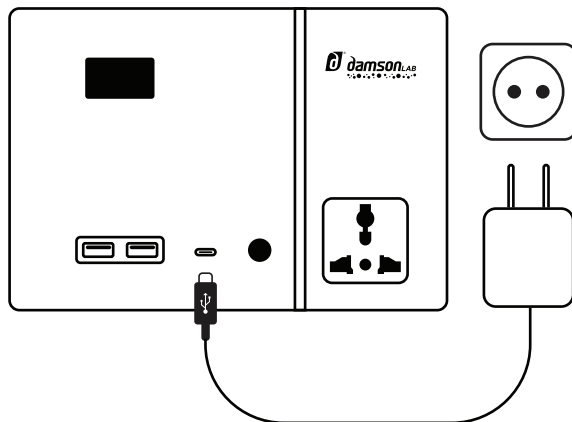
1. Short press for DC output (All USB ports)
2. Double press for AC output (wall plug).
3. Long press to power off.



Screen Displays

1. Battery charge level
2. DC output on
3. AC output on
4. Power type: In = PowerPlant is charging
Out = PowerPlant is charging devices.
5. Temperature range.




Charge your PowerPlant



Please note: In order to conserve PowerPlants energy the display screen will sleep after 60 seconds when the product is given charging or discharging. Short press the power button to reactivate.

Status Icons

INPUT

-  AC Output
-  DC Output
-  Type-C output

OUTPUT

-  Type-C input

PROTECTION

-  Low temperature protection
-  High temperature protection
-  Overcharge protection
-  Overpower protection
-  Overvoltage protection
-  Overdischarge protection